

UNI-ROYAL
厚聲集團

DATA SHEET

Product Name Jumper Wires Resistors

Part Name ZW Series

File No. DIP-SP-016

Uniroyal Electronics Global Co., Ltd.

88#, Longteng Road, Economic & Technical Development Zone, Kunshan, Jiangsu, China

Tel +86 512 5763 1411 / 22 /33

Email marketing@uni-royal.cn

Manufacture Plant Uniroyal Electronics Industry Co., Ltd.

Aeon Technology Corporation

Royal Electronic Factory (Thailand) Co., Ltd.

Royal Technology (Thailand) Co., Ltd.

1. Scope

1.1 This datasheet is the characteristics of Jumper Wires Resistors manufactured by UNI-ROYAL.

2. Part No. System

The standard Part No. includes 14 digits with the following explanation:

2.1 1th~4th digits

Jumper Wire, the 1st to 3rd digits are to indicate the product type and 4th digit is the special feature. Example: ZWB1=0.6 mm

2.2 5th~6th digits:

For Zero ohm Resistors, The 5th & 6th digits will be indicated with "00"

2.3 The 7th digit is to denote the Resistance Tolerance. For jumper Wire resistors, The 7th digits will be indicated with "0"

2.4 The 8th to 11th digits is to denote the Resistance Value.

2.4.1 For Zero ohm Resistors, The 8th~11th digits will be indicated with "0000"

2.4.2 The 12th, 13th & 14th digits.

The 12th digit is to denote the Packaging Type with the following codes:

A=Tape/Box (Ammo pack) B=Bulk/Box

T=Tape/Reel P=Tape/Box of PT-26 products

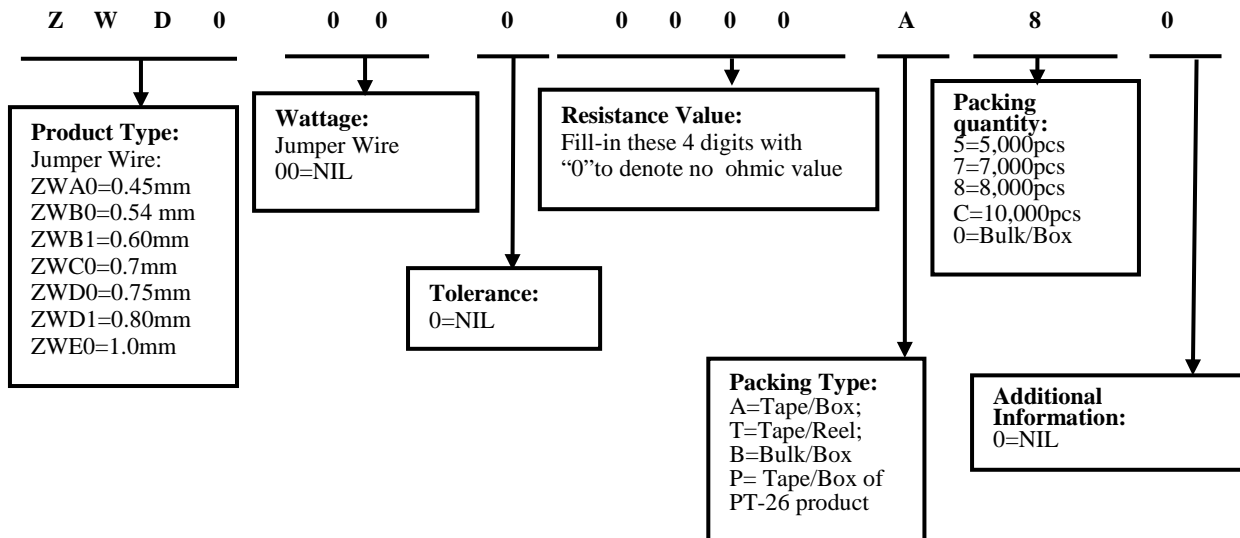
2.4.3 The 13th digit is normally to indicate the Packing Quantity of Tape/Box & Tape/Reel packaging types. The following numbers are to be used for some packing quantities:

5=5000pcs C=10000PCS

2.4.4 The 14th digit alone can use to denote special features of additional information with the following codes: Example: 0= NIL

3. Ordering Procedure

(Example: ZW-D 0.75mm T/B-8000)



4. Label

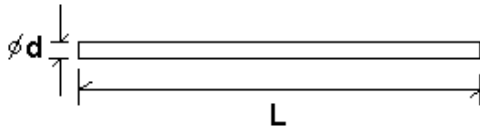
Label shall be marked with following items:

- (1) Type and style
- (2) Nominal resistance
- (3) Resistance Tolerance
- (4) Quantity
- (5) Lot Number
- (6) PPM

Example:

ZW0 OHM RESISTORS	
WATT: /	VAL: 0Ω
Q'TY: 10,000	TOL:
LOT: 7021548	PPM:

5. Dimension



TYPE	L±3	d ± 0.05	O±1
ZW-A	60/34	0.45	52/26
ZW-B	60/34	0.54	52/26
ZW-B1	60/34	0.60	52/26
ZW-C	60/34	0.70	52/26
ZW-D	60/34	0.75	52/26
ZW-E	60/34	1.00	52/26

6. Confirmation list of material

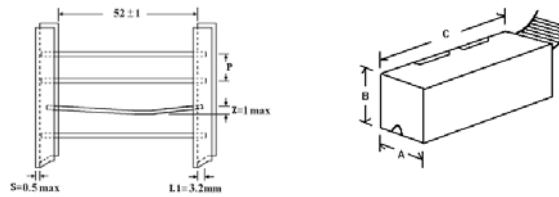
No.	Part name	Material name	Remark
1	Lead	Tin plated copper	

7. Characteristic

Requirements	Characteristics
Lead material	Tin-plated copper.
Resistance Range	≅ 50mΩ

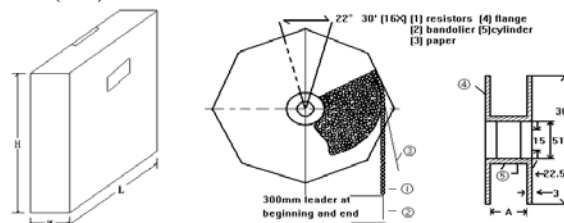
8. Packing

8.1 Tapes in Box Packing: Dimension of T/B (mm)



Type	O±1	P±0.3	W(A)±5	H(B) ±5	L(C) ±5	Quantity/box
ZWA0	52	5	75	98	255	10,000PCS
ZWB0	52	5	75	116	255	10,000PCS
ZWB-1	52	5	75	116	255	10,000PCS
ZWC0	52	5	75	116	255	8,000PCS
ZWD0	52	5	75	116	255	8,000PCS
ZWE0	52	5	75	116	255	7,000PCS

8.2 Tapes in Reel Packing: Dimension of Reel (mm)



Type	O±1	A±2	W±5	H±5	L±5	Qty/Box
ZWA0	52	73	85	295	293	10,000PCS
ZWB0	52	73	85	295	293	10,000PCS
ZWB-1	52	73	85	295	293	10,000PCS
ZWC0	52	73	85	295	293	10,000PCS
ZWD0	52	73	85	295	293	10,000PCS
ZWE0	52	73	85	295	293	10,000PCS

9. Precaution for storage/Transportation

- 9.1. UNI-ROYAL recommend products store in warehouse with temperature between 15 to 35°C under humidity between 25 to 75%RH.
Even under storage conditions recommended above, solder ability of products will be degraded stored over 1 year old.
- 9.2. Cartons must be placed in correct direction which indicated on carton, otherwise the reel or wire will be deformed.
- 9.3. Storage conditions as below are inappropriate:
- Stored in high electrostatic environment
 - Stored in direct sunshine, rain, snow or condensation.
 - Exposed to sea wind or corrosive gases, such as Cl₂, H₂S, NH₃, SO₂, NO₂, Br etc.

10. Record

Version	Description	Page	Date	Amended by	Checked by
1	Modify characteristic	1~4	Mar.20, 2018	Chen Haiyan	Chen Nana

© Uniroyal Electronics Global Co., Ltd. All rights reserved. Specification herein will be changed at any time without prior notice